

Writing On The Wowld









*Sir Draco defeats Sir Hugh
(photo by Lady Kateryna Bouland de Lancastre)*

June AS XLI 2006

Disclaimer: This is Writing on the Wowld, the monthly newsletter for the Canton of Stowe on the Wowld, a branch of the Society for Creative Anachronism (SCA) Inc (SA). It is not an official publication of the SCA and does not represent official SCA policy.

Regnum	2
From the Beehive	3
From the Seneschal	4
Happy Huzzahs!	4
Pearls of Wisdom	5
Stowe Away – Flametree Ball, Colles Ardorum.	7
Cooks Kitchen.....	7
Stowe Tabbards.....	8
Western Stowegia	10
Positions Vacant:	13
Calender	13
Regular Events	15
Upcoming Events.....	15
Canton Meeting Minutes.....	18

Regnum

	Seneschal: Sir Torold O'Hawkhurst (Torg) (David Ramsbottom) <i>hawkhurst@possums.net.au</i>		Marshal: Lord Alfgeirr Agnarson (Michael James)
	Herald: Lady Ysabeau of Stowe (Lee-Anne Stanford)		Keeper of Lists: Lady Elissa del Ombre (Corrina Horrigan)
	Reeve: Lady Gwendolyn of Stowe (Jenny James)		Captain of Archers: Lord Peter of St. John (Peter Smith)
	Arts and Sciences: Lady Gillian Brampton (Cantelle Agha-Hamilton)		Chirurgion: Position Vacant - Please see the Seneschal to apply for position
	Hospitaller: Lady Tyghra na Tintagel (Lynette Hobcroft)		Webscribe/ Chronicler Baroness Fineamhain an Einigh inghean ui Chonchobhair (Finn) (Sara Manley) <i>wenchilada@fastmail.fm</i>
	Constable: Position Vacant - please see Seneschal to apply for position		

From the Beehive



Congratulations to Crown Prince & Princess Sir Draco and Countess Asa on their victory at May Crown in Borders Cross. This will be their second reign as King & Queen, let's hope it is smooth sailing for them.

This month, we have a jam packed issue of Writing on the Wowld. I am beginning a new series of articles called Pearls of Wisdom. These are some view points on the society and bits of advice given by various Peers of the Realm. This month, we start with Master Baron Thaddeus Blayney's advice on Grievance Procedure & Playing Nicely, with many thanks to Blayney. We also revisit the Stowe tabards and there are all sorts of other goodies as well.

As always, I am looking for articles, artwork, photos and creative writing pieces and of course, Huzzahs from Stowegians (and non Stowe people too!). If you want to contribute, please send it to me by either giving it to me personally (or Kasiian if I'm not around) or by emailing it to me at wenchilada@fastmail.fm

Thanks to Katje for the photo gracing the front page, the photo of Torg and the one of me, to Lady Tatya once again, for her recipe, Lady Gillian for the repeat of her article, Fiora for her report and Hugh for the photos & finally, Master Baron Kasiian for his help with editing again,

Stay warm at Cold War!

Baroness Finn

Chronicler



From the Seneschal

Hello and greetings. At the May meeting we discussed having a late July event as August was so full. I am attempting to secure the Rifle Club hall at Badgerys Creek but if I cant get it I propose we use Toongabbie Scout Hall. This would be a Midwinter feast and I propose we hold a melee type tournament. Hopefully due to our central location we will get visitors as long as we publicize it well.

I hope we end up with the proposed dancing and maintain the bardic nights as regular events are, as Baroness Fineamhain pointed out, what made Stowe the dynamic group it is.

Not feeling too dynamic at present well what Stowe needs are good ideas for fun things for us to do. Come to the meeting and bring along a good idea. PS bring along any idea you have it has to be better than my current level of inspiration which is no idea.

TORG



Happy Huzzahs!

One big resounding HUZDAH from the entire Canton to Pandora for their set-up and hospitality at Festival. You guys ROCK! – From **EVERYBODY!**

Congratulations to Brigid & Wod on their recent engagement. We wish them happy times. – Shadowfall

A VERY belated huzzah to Lady Hunydd on her admission to the Guild of the Silver Rondel (Lochac's dance guild) at Canterbury Faire and also to Lady Helene on her admission to the guild as a Silver Semibreve (dance musician's entry) at Flametree Ball. – Finn



Don't see someone getting a huzzah here who should? Send 'em a cheer! There ought to be more of them!

Pearls of Wisdom

This month sees the beginning of a new series of articles by various Peers of the Realm. These Pearls of Wisdom are viewpoints on the Society and bits of advice. If you have something you would like to ask or if you would like to hear from a particular Peer, alternatively, if you are a Peer and you have something interesting to contribute, please write to Finn and let her know about it so she can flag the appropriate Peer or publish your article.

This month, we are kicking off with Master Baron **Thaddeus Blayney**, from Colles Ardorum, with his words about Grievance Procedure & Playing Nicely.

Master Blayney says:

Obviously with any grouping of people there is inevitably conflict and upset of some sort and with the SCA being 40yrs old it has happened once or twice before. This has lead to the development of a thing we call "Grievance Procedure".

(<http://www.sca.org.au/laws/> section X.3)

The basis of this is that most conflicts are the result of mis-communication of some sort. For example if you think "Hello" is a swear word and I say it to you every time I see you thinking I'm being friendly and polite, some tension may arise.

So, the first step of grievance procedure is to talk privately to the person you have a problem with, preferably face to face. This does not mean go up and accuse them. Remember that whole polite society, courtesy thing? The courteous thing to do is give

them a chance to clarify themselves or even admit they have been a fool and apologise for it. This can be hard to do if the problem is with the person's perceived lack of courtesy, but someone has to be the adult about it. Besides, you will often be met with the attitude that you project, if you're aggressive guess what you'll get back? And that won't be productive so you'll rapidly find yourself escalating to step 2. In past cases I have seen resolutions from this point lead to firm friendships based on the respect that each person showed by being upfront about it and not just whining in a corner.

Key tips

- * Be as specific as you can be with what you have a problem with and why/how it is a problem for you.
- * Be assertive but be open to being wrong yourself.
- * Be clear about your intentions and actions, do not leave the person thinking things are fine if you intend to escalate.

Step 2 is to raise it with someone higher up in the SCA. If it is an officer you have office related issues with, raise it with their superior. If it's a person you have personal issues with, raise it with an experienced SCA person you know and trust to give you an external opinion and assistance in resolving it. Peers (Pelicans, Laurels, Knights, Royal Peers) can be good for this. As can Kingdom officers or the Crown, but remember they have the whole kingdom to look after and there is rarely only one conflict going on at a time.

Step 3, if it is still not resolved, will go to Kingdom Seneschal and Crown and probably result in an attempt at formal mediation.

If you can keep this and the principles it is based on in the back of your mind, it will help you have a long and much happier SCA life by disposing of resentment before it takes a firm hold.

Stay tuned for more tips next week, when Master Baron Kasiian provides us with some sage advice about only wearing orange on Tuesdays.



Master Baron Thaddeus Blayney's device & Blayney with his lady, THL Artemisia at May Crown.

Stowe Away – Flametree Ball, Colles Ardorum.

Once Again, Finn & Helene headed on down to Colles Ardorum for their annual Flametree Ball event, to play some music and Hunydd went for the dancing. One thing can always be said for Colles Ardorum and that is they always look after the musicians very well (we were served second to Royalty!). Once again, the company was great, food tasty and hospitality welcoming and warm. Everyone who went had an awesome time and the steward seemed nice and relaxed.

If you haven't been to one before, make it a goal to see that you do. Trust me, you'll have some fun!

Finn.



Cooks Kitchen

Thanks to Lady Tatya, again, for providing the following recipe...

Green Soup

Warning! Quantities shown here were used to cater for Soiree...adjust to your needs!

20 egg yolks
8 T vinegar
2.5 litres vegetable broth
4 cans chick peas
1 T cinnamon
2 t black pepper


1 t nutmeg
2 c spinach (REAL spinach, NOT SILVER BEET)
8 T parsley.

Rinse the chick peas well. Grind the spinach and parsley fine to release the green colour, and to allow it to blend in the soup easily. I used a food processor because it's a lot easier than the mortar and pestle the original recipe calls for.

Put all ingredients EXCEPT the vinegar in the pot to heat. Add the vinegar once the soup starts to warm to give the yolks a chance to blend.

This soup cooks very fast, over cooking will turn it a grey colour, so once it comes to the boil, simmer it for no more than 10 minutes. You can keep it warm for a while without the colour changing, and the soup will be fine and very tasty even if it does get over-cooked. It will just look icky, which is no big deal by candle-light. Also, it's perfectly normal for this soup to smell bad during the first five minutes of cooking, as the ingredients release a lot of sulphur. The smell will go away!

And that brings us to the end of this series UNLESS someone sends Finn more recipes!



Stowe Tabbards

So you want to fight for Stowe? Part of fighting in Stowe means you get to go to wars and heraldic melees (usually, when we get organised), so you're going to need to look the part. The most distinguishing part of 'our look' is the Stowe Tabbard and it would be nice to see more of them around. Infact, you don't have to be a fighter to wear one, so come on, show some **SUPPORT** for **YOUR CANTON!** Here is a beautiful set of instructions that Lady Gillian put together a couple of years back on how to make your very own Stowe Tabbard. It is being re-produced here with her permission. We'll have a look at Parte the firste next month...



A blast from the past – Stowe’s valiant warband (missing a few) at Spring War, 2003.
 (Errr...you guys don’t mind if I reproduce this photo in the newsletter, do you? No, didn’t think so - Finn)

Stowe Tabbards...or

How does one look like they play with Stowe? Parte the 2nd

by Lady Gillian Brampton

You will need - black, green and white drill (again, make sure you pre-wash it before you sew it!!!)

- black and white thread
- some appliqué glue (the Canton has this)
- tailor’s chalk, pen or pencil
- measuring tape
- bias binding or an overlocker


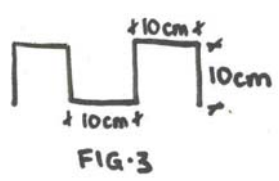
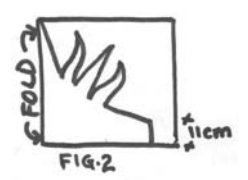


Figure 1 illustrates the basic outline of the tabbard. Dimensions are variable according to your size and what you wish to wear underneath so please speak to one of your lovely local seamstresses. Cut one black for the back and one green for the front. For the sunburst, fold white fabric in half and draw the following (Fig.2). Iron on some of the appliqué glue. Place the white sunburst on the front of the tabbard leaving 10-15cm between the top of the sunburst and the neckline. Iron on and then appliqué the sunburst using a very tight zig-zag/satin stitch.

top of the sunburst and the neckline. Iron on and then appliqué the sunburst using a very tight zig-zag/satin stitch.

Measure the top of the black fabric against the white sunburst and cut out the shape of the lower half of the tabbard. Measure 10cm square embattlements and cut out. (Fig.3). Iron appliqué glue then place over sunburst and iron on. Appliqué it on and your front is done.



Sew the shoulder seams of the back and front together then the two side seams and finish edges with zig-zag stitch or overlock. If you don’t have access to an overlocker, sew bias binding to the neck and armholes to finish the edges and give a little extra strength.

Otherwise, you can just overlock the edges so they don’t fray.

Finish the hem by overlocking or folding it up and sewing it with a straight stitch. If you like, you can fully line the tabbard. Just cut an extra front and back and place together like you would the outside (without the appliqué of course). When you put the lining and the outer layers together, match up the shoulder and side seams so that the seams face each other as per the figure below.

Finish the neck, armholes and hem as you would for one layer. **Ta-da!** Now you look like you play with Stowe!



...and here is a rear view of the tabbard. Ok, it's actually a good excuse for an action shot of the guys. Go fellas, show those Mordenvallians who's boss (actually, they did from memory...)

Western Stowegia

Over the years, we have had a few Stowegians make for the lands of Innilgard (Or...Western Stowe as we fondly know it). Our spy...err...correspondant in Innilgard brings word of their mischief...err...activities...



(thank god they've gone...) **STOWE MISSES YOU!** (except Fiora & Pedro, they were nothing but trouble and that Pedro bloke smells really bad...and watch out girls because first it was Fiora, next it's gonna be you, yeah, we're onto his plan...And just look at them all smiling, you'd think butter wouldn't melt in their mouths, but we all know better huh!? Yeah, that's right, beneath their beguiling humour and wit lies something much more sinister. We're not sure what it is, but we just know whatever it is, it's sinister. Yeah. Sinister....oh...they're reading this? Quick, look busy...)

Over to you, Fiora...

Helloooooooo Stowe!!

There has not been a minutes rest over here on the west side with your fellow Stowegians attending events such as the Poison Feast and the Borg Tourney. The Poison Feast 20th April, was absolutely amazing where people could be assassinated or food poisoned by those deathly almonds!! Lady Linnet even went to the extreme of applying make-up to look dead (cobwebs and all) which scared even the strongest of heart!! The food – don't get me started!! It was absolutely awesome with loads of roast meats, vegetables, stews (I only made it through first remove – Pedro informed me that second and third remove were even better. I was lucky to be able to help out a small bit in the kitchen so learnt some new recipes to try out on you guys hehe BUT I have to share this one its amazingly hard.....get block of butter encourage it to a softer texture (in microwave) then add heap of honey, whisk it together and let it set – it is the YUMMIEST thing I have had. Serve with a loaf of bread – it went down a treat!

The next day was the Borg Challenge Tourney, which is held once a year fighting out land in the Barony of Innilgard. The Borg is an amazing household here with a strong fighting background (and the best looking fighters come to think of it!). It was a great afternoon Tourney with the initial scenario being Innilgard vs Borg melee then it was a challenge tourney that ran for 2.5 hours – that's right 2.5 hours talk about stamina!!

I'm really looking forward to this weekends Collegium where I will be attending classes such as "Haybox Cooking", "Liquer Making" and "How to make the Venetian Horn Hairstyle" its basically two full days of A&S fun. There will also be Fighting (that's right I hear you all screaming – BORING) classes but other fun classes such as "Period Angling". So next year I plan to start harassing you all to come over for this event as it sounds heaps choice!! Will let you know next WOW!!

Finally there is Green Event happening June long weekend – I haven't heard much on this except that it has a lot of archery and it is a two day camping event. Sounds like fun!

Anyway we look forward to hearing all your stories in the WOTW and miss you all!! We hope you enjoy our pics of us looking very sexy at the Borg Tourney – aren't our fighters looking so tough!!

Fiora xx



Positions Vacant:

The Office of *Constable* is currently vacant. To volunteer for this position, or for a job description, please see Torg

Likewise, the Office of *Chirurgion* is also vacant. To take care of the Canton's first aid needs, please see Torg. For a job description, either see Torg, or have a chat with Peter (Rowany Chirurgion), Patri (Kingdom Chirurgion) and they will be happy to talk to you.

Lady Ysabeau, our *Herald*, would like to step down and seeks a successor. To volunteer for this job, or for more information, please see either Ysabeau or Torg.

Mistress Bethan is looking for someone to succeed her as *Kingdom Chronicler*. If you are interested in the position, please contact her at pegasus@sca.org.au

Calendar

Please note, I am having issues with editing, the months are around back to front! Sorry...can't seem to fix it! - Finn

July						
Sunday	Monday	Tuesday	Wednesday	Thursday	Friday	Saturday
			Stowe A&S + Fighter Practice Canton Meeting	Rowany A&S + Fighter/Fencer Practice		1
2	3	4	5 A&S/Fighter Practice	6 Baronial Meeting A&S Fighter/Fencer Practice	7 Bardic Circle	8
9	10	11	12 A&S + Fighter Practice	13 Rowany A&S Fighter/Fencer Practice	14	15
16	17	18	19 A&S + Fighter Practice	20 Rowany A&S Fighter/Fencer Practice	21	22
23	24	25	26 A&S + Fighter Practice	27	28	29

June, 2006						
Sunday	Monday	Tuesday	Wednesday	Thursday	Friday	Saturday
				1 Rowany A&S + Fighter/Fencer Practice	2	3
4	5	6	7 A&S/Fighter Practice	8 Baronial Meeting A&S Fighter/Fencer Practice	9 Bardic Circle Cold War	10 Cold War
11 Cold War	12 Cold War	13	14 A&S + Fighter Practice	15 Rowany A&S Fighter/Fencer Practice	16	17
18	19	20	21 A&S + Fighter Practice	22 Rowany A&S Fighter/Fencer Practice	23	24 Feast of the Moon – Colles Ardorum
25	26	27	28 A&S + Fighter Practice	29 Rowany A&S Fighter/Fencer Practice	30	

Regular Events

Stowe: - A&S/Fighter Prac/Canton Meeting: Pendle Hill Scout Hall, each Wednesday night from 7pm onwards. \$2 to cover hall hire

Canton Heavy Tourney – Parramatta Park. Please see Torg or Elysant for further details.

Bardic Circle – 2nd Friday of the month at Tatya's (unless otherwise noted). Contact Tatya for further enquiries.

Rowany - Fighter Practice/A&S St. Andrews Anglican Church, Summer Hill.

Upcoming Events

Cold War Goes Forth Get on Board



This year Cold War presents

- * Two days of solid war.
- * Feasting (Breakfast, Lunches and Dinner feasts from Saturday morn to Monday morn)
- * A & S Competitions
- * Rapier Tournament
- * Boat racing
- * Hot Showers, Normal Toilets and Dorms.

When : Friday June 9th to Monday June 12th (Site opens at 3 pm on Friday)

Where : Tara Girlguides, End of Taylor Road, Silverdale, Sydney NSW AU

Cost : \$70 per person for whole event plus \$15 per dorm (We have over 60 this year);

\$40 for daytripper with food; \$15 for daytripper

Why : Because it's ace...Ask around.

Bookings : [Sir Berenger of Nancy](#)

0407 201 223

Or

Mail: 2/23 Palace Road, Ashfield 2131

St. Vitus Dance Weekend – Politarchopolis

5-6 August, St Vitas' Dance Weekend, Politarchopolis

Dance and Music classes, Feast and Ball. Time: 10am Sat, Feast and Ball

6.30 pm, 10am Sun. Site: Lake

Tuggeranong Sea Scouts Hall (on the shores of Lake Tuggeranong),

Mortimer Lewis Drive, Greenway (Canberra),

ACT, AU. Cost: College members cost same as other members. Full Weekend:

\$33 M /\$35 NM / \$39 Not Booked.

One day plus Feast & Ball: \$23 M /\$25 NM /\$29 Not Booked. Feast and Ball

only: \$13 M /\$15 NM /\$19 Not

Booked. Cheques payable to SCA Politarchopolis, Bookings by 2 August to

Steward. Please let us know any

special dietary requirements as early as possible. Contact Joanna about

family discounts and short stays. Steward:

Joanna of the Beechwoods (Joanna Keenan) 12 Shipard Place, Kambah ACT

2902, ph (02) 6296 2193, mob 0409

578 680, email joannaandmurray@home.com.au

St Vitas' dances back to Politarchopolis. Two days of all kinds of dance

and dance related classes and some

music classes this year too, plus food and more dancing. There will be a

Feast and Ball on the Saturday night and

lunches will also be served.

Parents are reminded that they are responsible for their children being

safe and not disrupting classes.



Feast of the Moon – Colles Ardorum



Come of spend a evening with friends, relax and embrace the early middle ages. Enjoy a hearty winter feast, but first build an appetite by attending the Shire of Colles Ardorum Monthly Tourney in the afternoon (all heavies are welcome to participate).

The Tourney will be a Poisoned Weapons tourney. This is based on a round robin, the fighters will apply to the list who will inform them whether their opponents blade is poisoned, if so, any legal good blow will count as a kill.

Date: 24th June 2006

Where: Bulli Masonic Hall, Princes Hwy Bulli NSW Australia.

Time: Tourney inspection at 3pm, Tourney at 3.30pm, Feast at 6pm.

Cost: \$15 booked and \$18 at the door.

Steward: Adam the Renegade, please email about dietary requirements and bookings.

Picture from Gode Cookery.

Canton Meeting Minutes

Meeting 10th May 2006.

AGENDA.

Attendance. About 12 people. Missing a few officers.

1. Actions arising out of Minutes of the last meeting:

Summary.

Not going to buy or hire a big tent.

Stowe needs some new officers. Herald wants to step down when a replacement is found

Payment made for water heater.

Need at least 1 event prior to September.

2. Officers reports

Herald Absent A & S Absent Chronicler Represented and a very nice Stow newsletter presented. Lists No tournamants held. Marshal had too many people to inspect from both Stowe and De carte at Festival. Needs an extra inspector to speed process.

3. New Business

Need more events perhaps a melee and feast in late July.

4. Future Actions.

Need a steward for Tavern event. At present August is very busy for close groups so September would be good but it usually has Agincourt that month.

Stowe should run a Crown tournament in 2007. Where to hold it?

Torg to check if Badgeries Creek Rifle Club hall is available from scouts.

This hall was the club house. Due to the airport the Commonwealth gave the club a new hall and the old one is leased to the scouts. The hall is large and sits on 2 hectares of land. At present Torg is awaiting confirmation from the committee